

**Putnam County Community Values Survey:
Family Life Education and Comprehensive Health Services
for Secondary Students**



**Prepared for:
University of South Florida Healthy Schools Project
June 25, 2018**

Prepared by:
Michael M. Binder, Ph.D.
Andrew C. Hopkins, MPA
Charlene Stainfield, BA



UNF Public Opinion Research Laboratory

METHODOLOGICAL SUMMARY

Population: Putnam County, FL residents 18 years or older

Field dates: June 18 – June 21, 2018

Total number of completed surveys: 306

Margin of sampling error: +/- 5.59

AAPOR Response Rate #3: 7.5%

SUMMARY OF FINDINGS

- Of respondents in Putnam County, Florida, 28.3 percent were the caregivers (parent/guardian) to a school aged child 18 years old or younger.
- The majority of the respondents' school aged children attend public schools (86.4 percent)
- Of respondents with school aged children, 66.1 percent would allow their child/children to participate in grade level appropriate sexuality education at his or her school.
- Of respondents without school aged children, 70.1 percent would allow their child/children to participate in grade level appropriate sexuality education at his or her school.
- When asked what percent of HIGH School (9-12th grade) students in Putnam County have had sexual intercourse, the mean response was 66.2 percent.
- When asked what percent of MIDDLE School (6-8th grade) students in Putnam County have had sexual intercourse, the mean response was 37.0 percent.
- About half of respondents, 50.3 percent, do not know if sexuality education is taught in public schools.
- The majority of respondents (64.3 percent) think sexuality education is a very important part of the HIGH school curriculum.
- In the MIDDLE school curriculum, 49.4 percent of respondents think sexuality education is very important.
- When asked about sexuality education in public schools, 82.6 percent of respondents feel that schools should promote abstinence AND teach young people about birth control and safer sex practices.
- Regarding sexuality education in the HIGH school curriculum, over 85 percent of respondents strongly or somewhat support teaching students how to deal with pressure to have sex, how to talk with parents about sex and relationships, human anatomy and reproduction, HIV and sexually transmitted diseases, abstinence from sexual activity, birth control methods, and condom use.
- Support for gender and sexual orientation education in HIGH school curriculum is at 68.6 percent.
- For the MIDDLE school curriculum, over 83 percent of respondents strongly or somewhat support teaching students how to deal with pressure to have sex, how to talk with parents about sex and



UNF Public Opinion Research Laboratory

relationships, human anatomy and reproduction, HIV and sexually transmitted diseases, abstinence from sexual activity.

- Fewer, but still a large majority (over 78 percent), support teaching birth control methods and condom use in MIDDLE school curriculum. Teaching about gender and sexual orientation is also supported by a majority of Putnam County residents (65.2 percent).
- Over 74 percent of respondents strongly or somewhat support the following health services in HIGH schools: testing for STDs/HIV, treatment for STDs/HIV, pregnancy testing, with slightly decreased levels of support for providing condoms (69.9 percent).
- Similarly, the majority of respondents (over 63 percent) strongly or somewhat support the following health services in MIDDLE schools: testing for STDs/HIV, treatment for STDs/HIV, and pregnancy testing. Providing condoms had received support from 57 percent of Putnam County residents.

METHODOLOGY

The survey was sponsored and funded by the University of South Florida Healthy Schools Project HIV/AIDS Prevention Education Program and conducted by the Public Opinion Research Lab (PORK) at the University of North Florida, which is a Charter Member of the American Association for Public Opinion Research (AAPOR) Transparency Initiative. Surveys for this project were collected using PORK’s 27-station Computer Assisted Telephone Interviewing (CATI) system. The survey was conducted in both English and Spanish. A sample of the polling universe was selected through the use of Random-Digit-Dialing methodology for both landlines (17.8%) and cell phones (82.2%), and the list of numbers was provided by Survey Sampling International. Upon reaching individuals through the landline telephone sample, respondents were selected in the household by being the first qualified participant to be available to participate. Cellphone sample respondents were selected by being the first qualified participant to answer the phone. The sample was randomly selected from adults (18 years or older) in Putnam County in the State of Florida. For non-completes with a working residential or cell phone line, at least 5 callbacks were attempted. To ensure a representative sample, calls were made from 4:00 p.m. - 9:00 p.m. every night from June 18th, 2018 through June 21st, 2018. The resulting sample is composed of 306 completed surveys. The margin of sampling error is +/- 5.59. This study had a 7.5 percent response rate. AAPOR’s Response Rate 3 calculation was used which consists of an estimate of what proportion of cases of unknown eligibility are actually eligible, and does not include partial interviews as completes. The results were weighted by age, sex, race, and education to the estimated 2016 American Community Survey (ACS), from the U.S. Census Bureau demographics for adult residents in Putnam County.

County Demographic Characteristics*

	Putnam County, FL
Population 2016	56,510
Median Household Income 2016	\$33,003
Percent Below Poverty Level 2016	22.9%
Percent White (Non-Hispanic/Latino)	78.8%
Percent Black/African American	16.6%
Percent Hispanic/Latino	9.5%
Percent with Bachelor’s Degree or Higher	12.7%
Percent over 65 Years of Age	21.1%
Percent under 18 Years of Age	21.8%

* 2016 American Community Survey, from the U.S. Census Bureau demographics for adult (18 years of age and older) residents in Putnam County





Public Opinion Research Laboratory

SURVEY RESULTS

Q1. Are you the caregiver (parent/guardian) to a school aged child 18 years old or younger?

	n=306
Yes	28.3%
No	71.7%
Don't Know	-
Refusal	-

Q2. What grade is/are your school aged children in?*

	n=88
Elementary School (K-5)	62.7%
Middle School (6-8)	32.7%
High School (9-12)	42.7%
Other	-
Don't Know	-
Refusal	-

*Percentages may add up to more than 100% for select all questions

Q3. Is your school aged child/children enrolled in public school, private school or home schooled?

	n=88
Public School (include charter schools)	86.4%
Private School	7.0%
Homeschooled	3.0%
Public and Private	3.2%
Other	0.4%
Don't Know	-
Refusal	-

Q4a. Would you allow your child/children to participate in grade level appropriate sexuality education at his or her school? *(For respondents with school aged children and not home schooled)*

	n=84
Yes	66.1%
No	22.4%
Don't Know	8.6%
Refusal	2.8%

Q4b. If you had a child in school, would you allow him/her to participate in grade level appropriate sexuality education at his or her school?

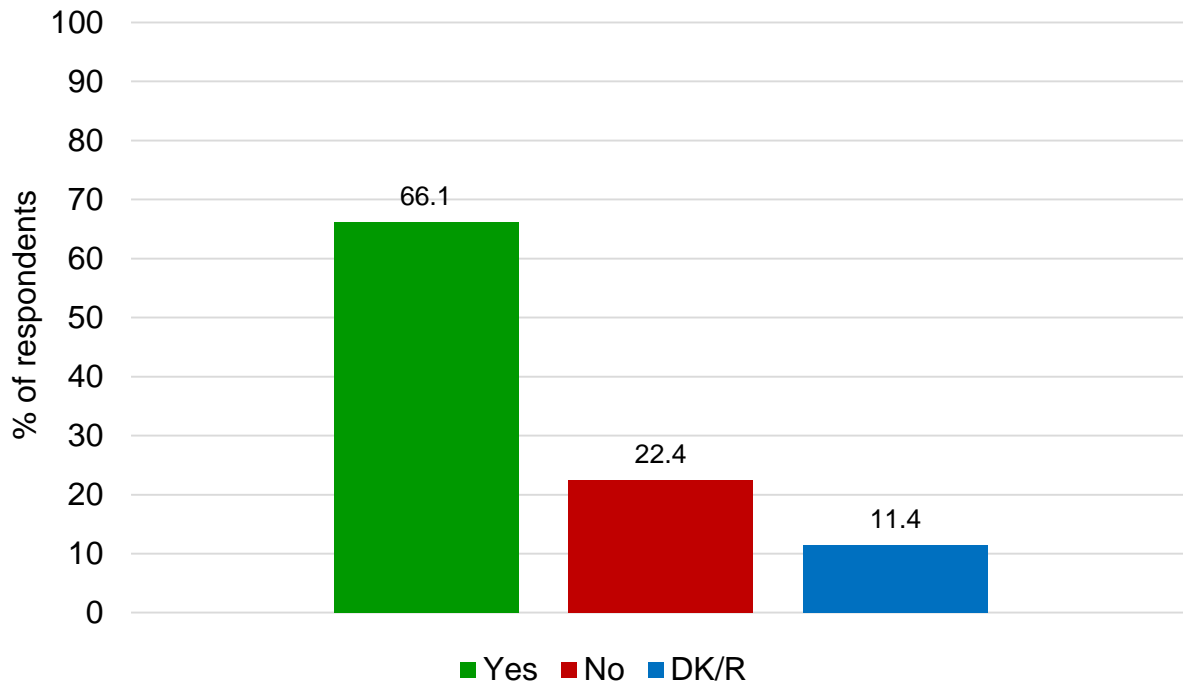
(For respondents without school aged children and respondents with school aged children that are home schooled)

	n=222
Yes	70.1%
No	23.5%
Don't Know	6.4%
Refusal	-

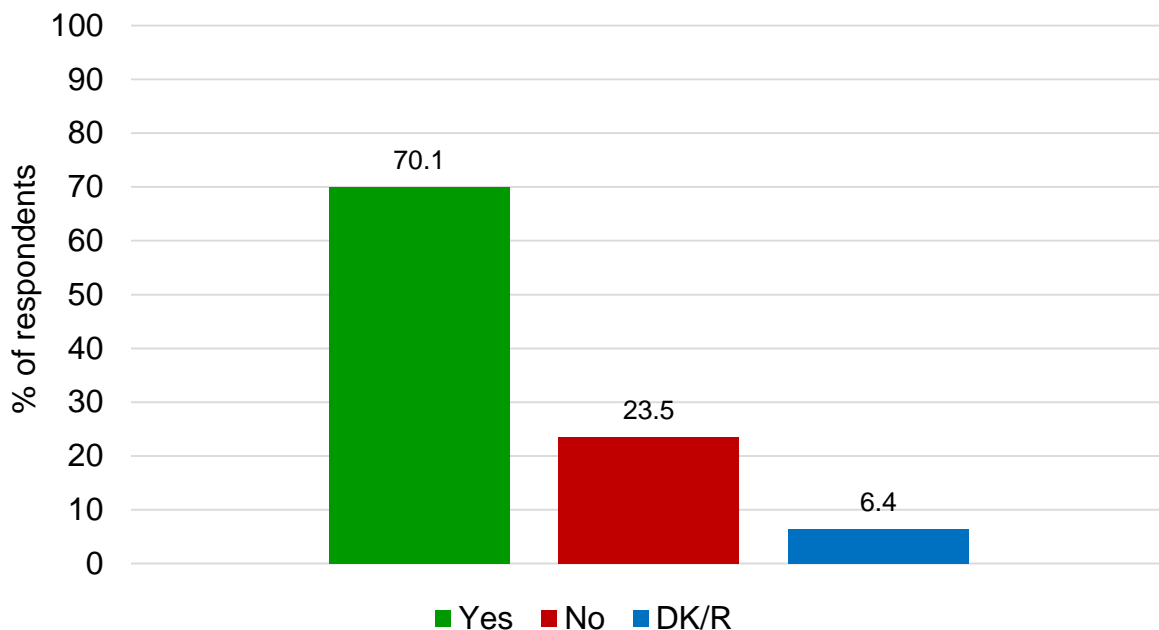


UNF Public Opinion Research Laboratory

Would you allow your child/children to participate in grade level appropriate sexuality education at his or her school?



If you had a child in school, would you allow him/her to participate in grade level appropriate sexuality education at his or her school?





UNF Public Opinion Research Laboratory

Q5. What percent of HIGH School (9-12th grade) students in Putnam County do you think have had sexual intercourse?

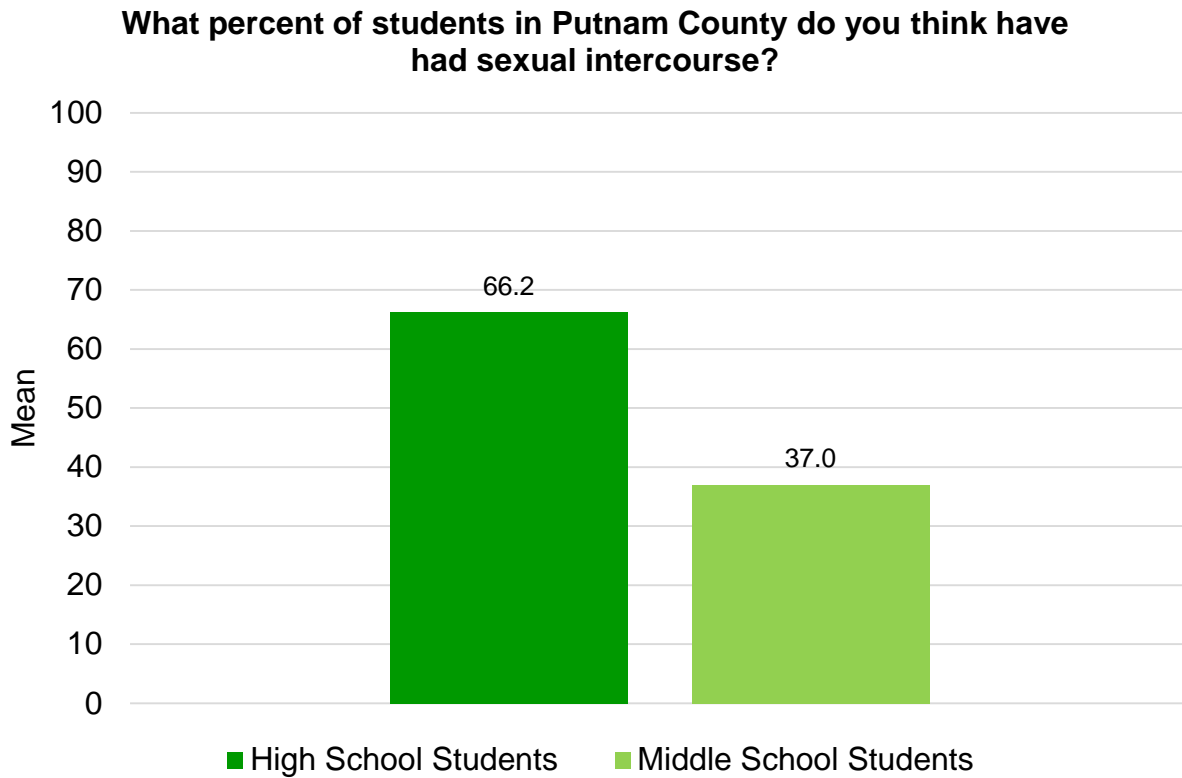
	n=253
Mean	66.2%

*There were 53 respondents who answered DK/R

Q6. What percent of MIDDLE School (6-8th grade) students in Putnam County do you think have had sexual intercourse?

	n=237
Mean	37.0%

*There were 69 respondents who answered DK/R



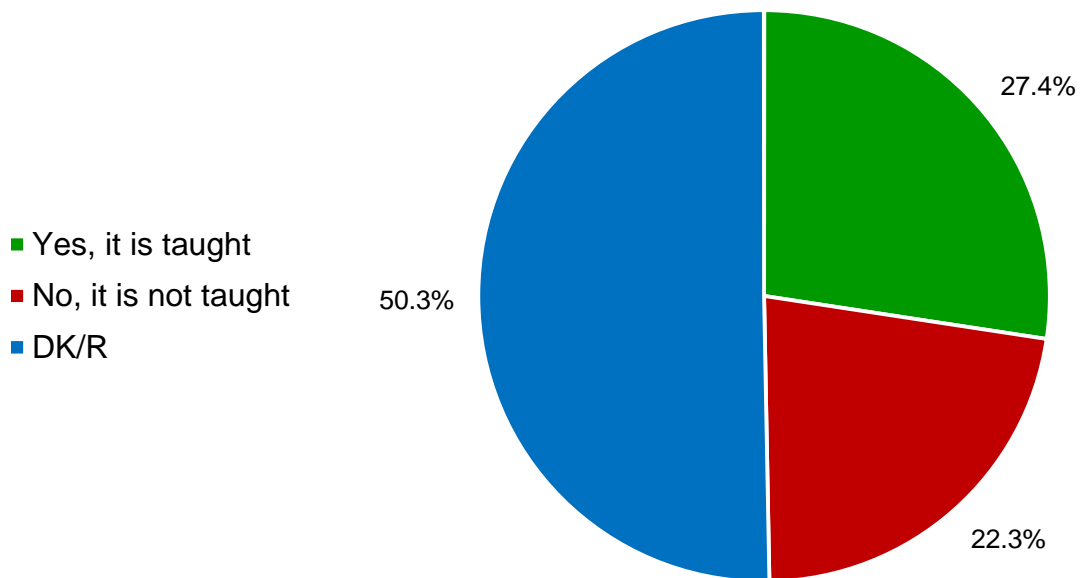


UNF Public Opinion Research Laboratory

Q7. Do you know if sexuality education is taught in Putnam County Public Schools?

	n=306
Yes, it is taught	27.4%
No, it is not taught	22.3%
Don't Know	50.3%
Refusal	-

Do you know if sexuality education is taught in Putnam County Public Schools?





UNF Public Opinion Research Laboratory

Q8. How important do you think it is to have sexuality education as part of the HIGH school curriculum?

	n=306
Very important	64.3%
Somewhat important	19.7%
Not too important	4.3%
Not important at all	9.3%
Don't Know	2.4%
Refusal	-

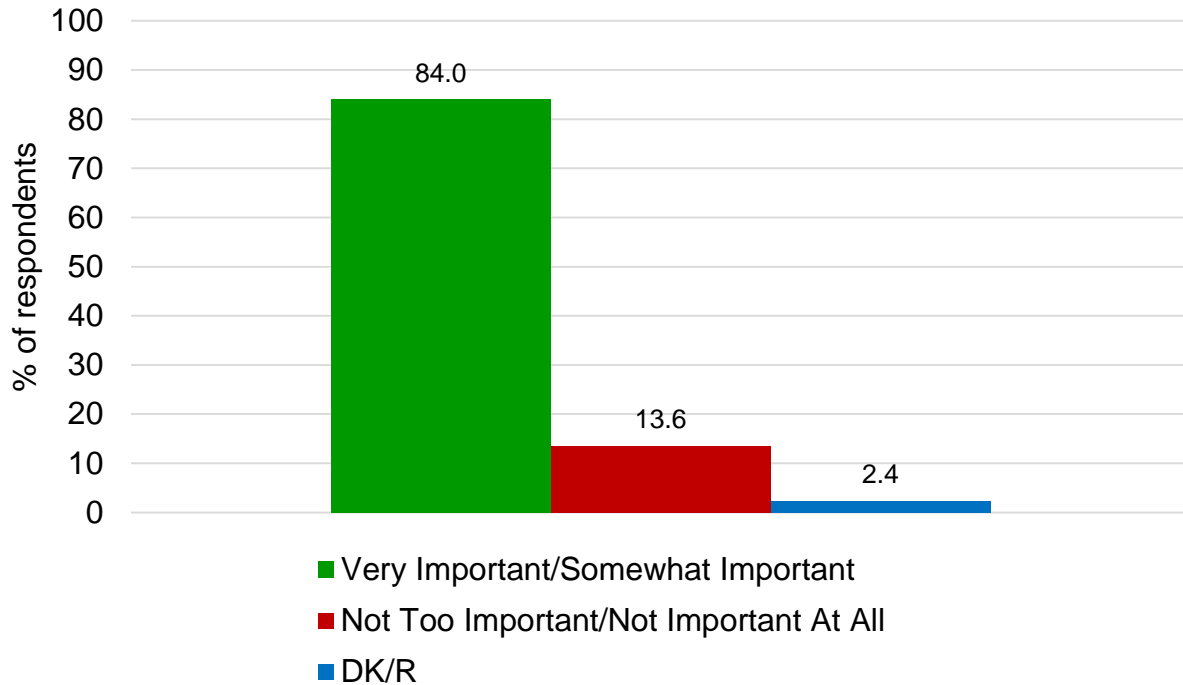
Q9. How important do you think it is to have sexuality education as part of the MIDDLE school curriculum?

	n=306
Very important	49.4%
Somewhat important	25.4%
Not too important	7.0%
Not important at all	14.9%
Don't Know	3.3%
Refusal	-

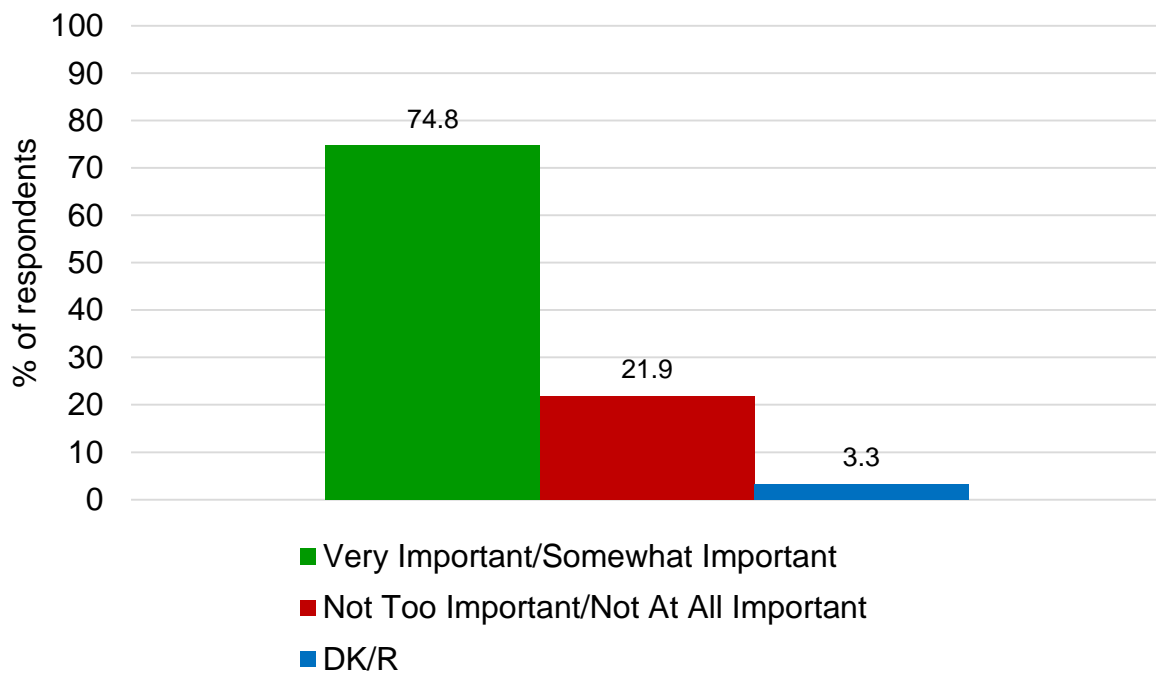


Public Opinion Research Laboratory

How important do you think it is to have sexuality education as part of the HIGH school curriculum?



How important do you think it is to have sexuality education as part of the MIDDLE school curriculum?



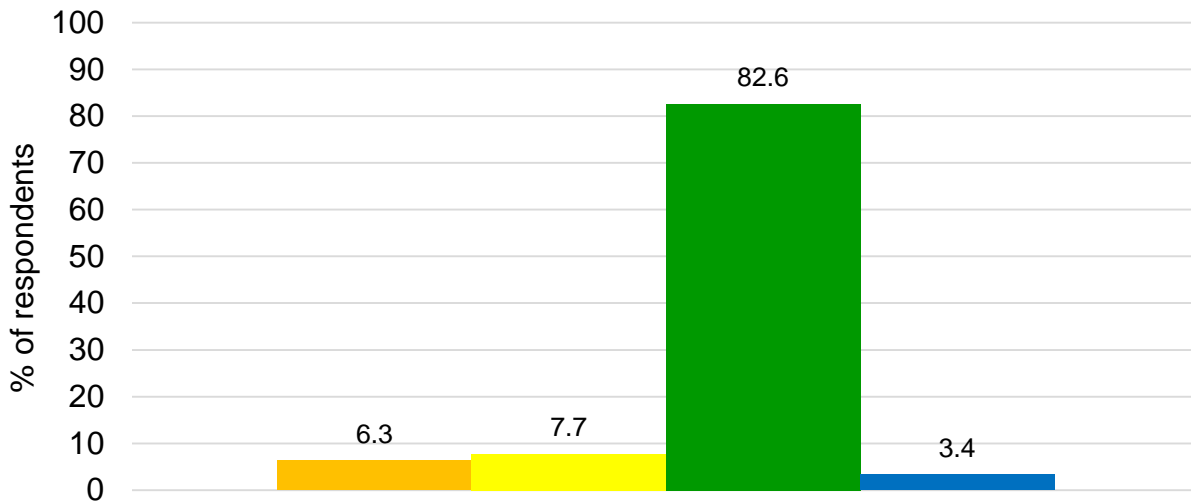


Public Opinion Research Laboratory

Q10. Please tell me which of the following statements comes closest to the way you feel about sexuality education in public schools.

	n=306
Students should NOT be taught sexuality education in school.	6.3%
Schools should ONLY promote abstinence and NOT teach young people about birth control and safer sex practices.	7.7%
Schools should promote abstinence AND teach young people about birth control and safer sex practices.	82.6%
Don't Know	3.1
Refusal	0.3

Please tell me which of the following statements comes closest to the way you feel about sexuality education in public schools:



- Students should NOT be taught sexuality education in school.
- Schools should ONLY promote abstinence and NOT teach young people about birth control and safer sex practices.
- Schools should promote abstinence AND teach young people about birth control and safer sex practices.
- DK/R



UNF Public Opinion Research Laboratory

Please tell me if you support or oppose children learning about each of the following topics in HIGH school:

Q11a. How to deal with pressure to have sex

	n=306
Strongly Support	72.7%
Somewhat Support	14.6%
Somewhat Oppose	3.0%
Strongly Oppose	7.3%
Don't Know	2.0%
Refusal	0.3%

Q11b. How to talk with parents about sex and relationships

	n=306
Strongly Support	76.1%
Somewhat Support	16.0%
Somewhat Oppose	0.7%
Strongly Oppose	6.0%
Don't Know	1.1%
Refusal	-

11c. Human anatomy and reproduction

	n=306
Strongly Support	79.8%
Somewhat Support	11.8%
Somewhat Oppose	2.2%
Strongly Oppose	5.0%
Don't Know	1.1%
Refusal	-

11d. HIV and sexually transmitted diseases

	n=306
Strongly Support	88.4%
Somewhat Support	8.5%
Somewhat Oppose	0.5%
Strongly Oppose	2.6%
Don't Know	-
Refusal	-

11e. Abstinence from sexual activity

	n=306
Strongly Support	73.7%
Somewhat Support	15.8%
Somewhat Oppose	3.5%
Strongly Oppose	5.0%
Don't Know	1.8%
Refusal	0.2%

11f. Birth control methods

	n=306
Strongly Support	76.8%
Somewhat Support	9.3%
Somewhat Oppose	5.1%
Strongly Oppose	6.8%
Don't Know	2.0%
Refusal	-

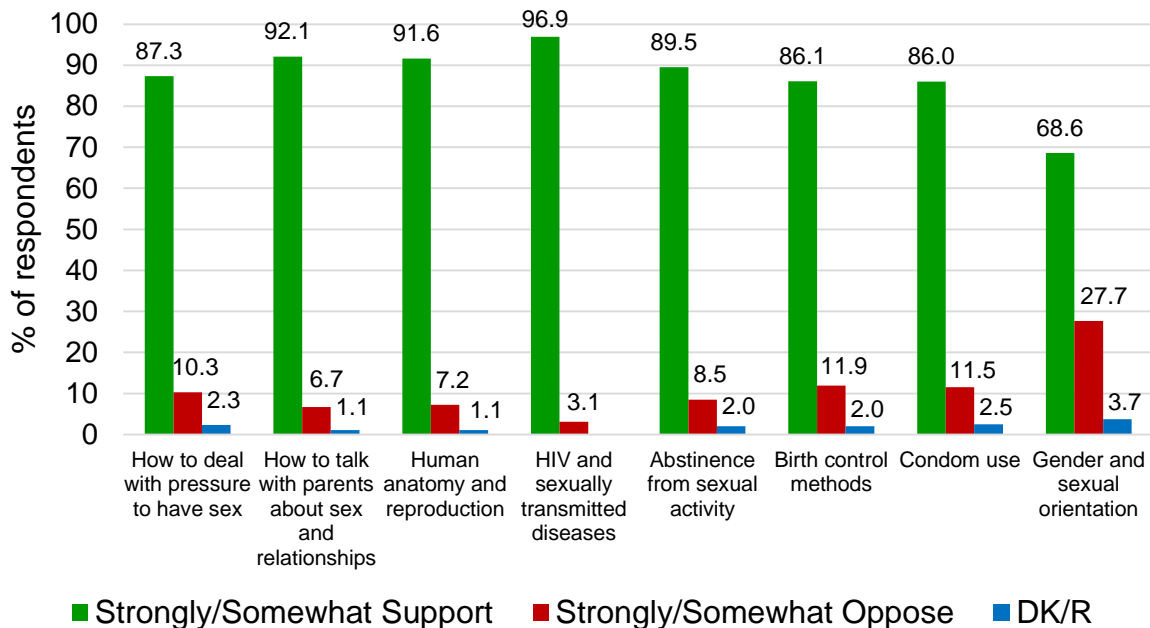
11g. Condom use

	n=306
Strongly Support	80.8%
Somewhat Support	5.2%
Somewhat Oppose	4.0%
Strongly Oppose	7.5%
Don't Know	2.2%
Refusal	0.3%

11h. Gender and sexual orientation

	n=306
Strongly Support	54.7%
Somewhat Support	13.9%
Somewhat Oppose	5.3%
Strongly Oppose	22.4%
Don't Know	3.7%
Refusal	-

Please tell me if you support or oppose children learning about each of the following topics in Putnam County HIGH schools:





Public Opinion Research Laboratory

Please tell me if you support children learning about each of the following topics in MIDDLE school:

12a. How to deal with pressure to have sex

	n=306
Strongly Support	65.9%
Somewhat Support	17.4%
Somewhat Oppose	4.2%
Strongly Oppose	10.1%
Don't Know	2.4%
Refusal	0.1%

12b. How to talk with parents about sex and relationships

	n=306
Strongly Support	67.5%
Somewhat Support	18.9%
Somewhat Oppose	2.8%
Strongly Oppose	9.0%
Don't Know	1.7%
Refusal	0.1%

12c. Human anatomy and reproduction

	n=306
Strongly Support	68.2%
Somewhat Support	17.7%
Somewhat Oppose	5.0%
Strongly Oppose	8.4%
Don't Know	0.6%
Refusal	0.1%

12d. HIV and sexually transmitted diseases

	n=306
Strongly Support	77.3%
Somewhat Support	10.7%
Somewhat Oppose	4.5%
Strongly Oppose	7.1%
Don't Know	0.3%
Refusal	0.1%

12e. Abstinence from sexual activity

	n=306
Strongly Support	75.0%
Somewhat Support	11.0%
Somewhat Oppose	4.4%
Strongly Oppose	8.8%
Don't Know	0.7%
Refusal	0.1%

12f. Birth control methods

	n=306
Strongly Support	65.4%
Somewhat Support	14.3%
Somewhat Oppose	5.8%
Strongly Oppose	13.7%
Don't Know	0.7%
Refusal	0.1%

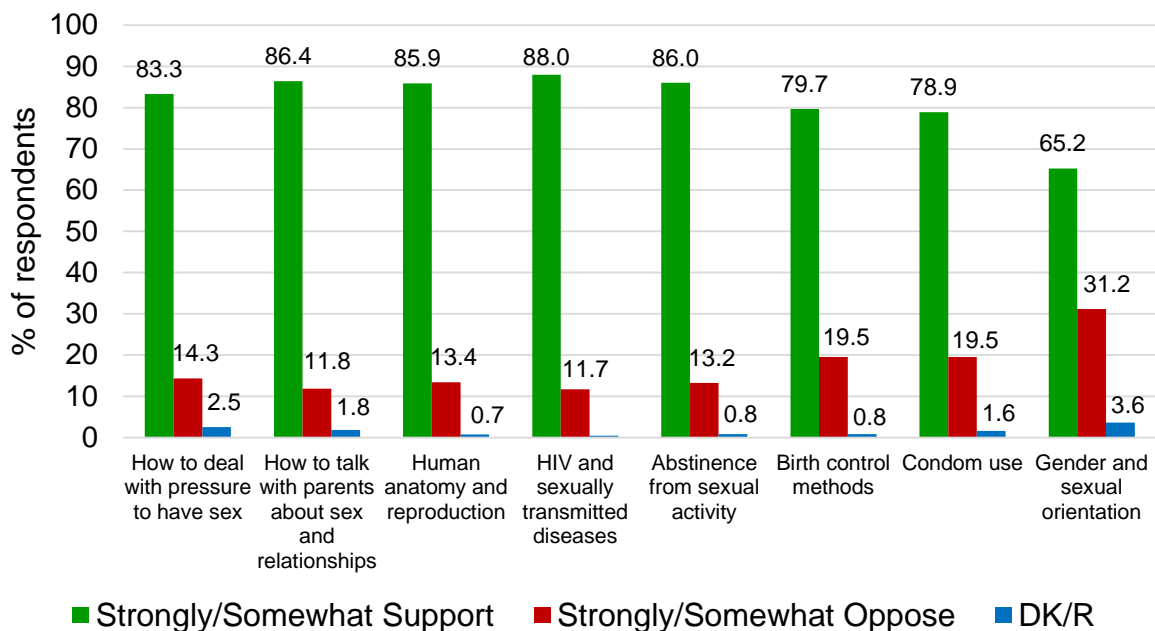
12g. Condom use

	n=306
Strongly Support	68.5%
Somewhat Support	10.4%
Somewhat Oppose	4.8%
Strongly Oppose	14.7%
Don't Know	1.5%
Refusal	0.1%

12h. Gender and sexual orientation

	n=306
Strongly Support	48.4%
Somewhat Support	16.8%
Somewhat Oppose	8.0%
Strongly Oppose	23.2%
Don't Know	3.5%
Refusal	0.1%

Please tell me if you support or oppose children learning about each of the following topics in Putnam County MIDDLE schools:





Public Opinion Research Laboratory

Please tell me if you support the following health services being available in HIGH school:

13a. Testing for STDs/HIV

	n=306
Strongly Support	60.1%
Somewhat Support	19.2%
Somewhat Oppose	4.0%
Strongly Oppose	13.7%
Don't Know	2.3%
Refusal	0.5%

13b. Treatment for STDs/HIV

	n=306
Strongly Support	63.1%
Somewhat Support	13.6%
Somewhat Oppose	5.1%
Strongly Oppose	16.6%
Don't Know	1.0%
Refusal	0.5%

13c. Pregnancy Testing

	n=306
Strongly Support	57.9%
Somewhat Support	16.8%
Somewhat Oppose	4.9%
Strongly Oppose	18.3%
Don't Know	1.6%
Refusal	0.5%

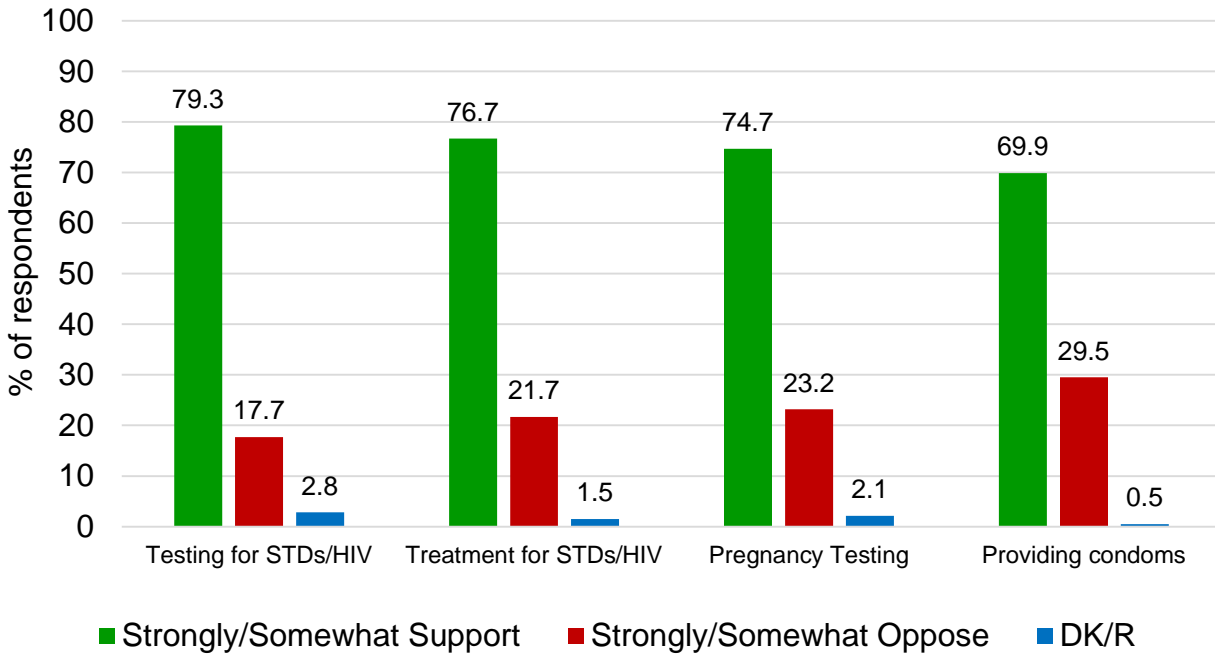
13d. Providing condoms

	n=306
Strongly Support	53.2%
Somewhat Support	16.7%
Somewhat Oppose	6.0%
Strongly Oppose	23.5%
Don't Know	0.5%
Refusal	-



Public Opinion Research Laboratory

Please tell me if you support the following health services being available in Putnam County HIGH schools:





UNF Public Opinion Research Laboratory

Please tell me if you support the following health services being available in MIDDLE school:

14a. Testing for STDs/HIV

	n=306
Strongly Support	46.9%
Somewhat Support	18.0%
Somewhat Oppose	9.4%
Strongly Oppose	24.7%
Don't Know	0.9%
Refusal	0.1%

14b. Treatment for STDs/HIV

	n=306
Strongly Support	50.3%
Somewhat Support	13.2%
Somewhat Oppose	8.9%
Strongly Oppose	26.5%
Don't Know	1.0%
Refusal	0.1%

14c. Pregnancy Testing

	n=306
Strongly Support	48.7%
Somewhat Support	14.6%
Somewhat Oppose	7.3%
Strongly Oppose	27.5%
Don't Know	1.3%
Refusal	0.5%

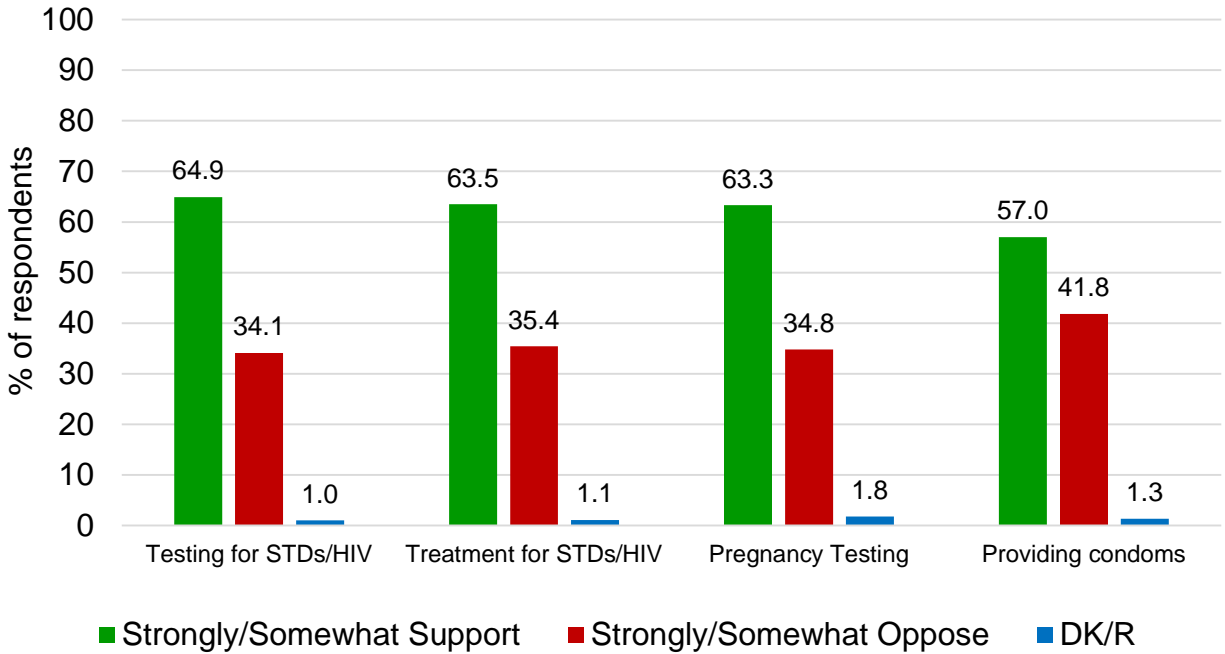
14d. Providing condoms

	n=306
Strongly Support	42.3%
Somewhat Support	14.7%
Somewhat Oppose	8.8%
Strongly Oppose	33.0%
Don't Know	1.2%
Refusal	0.1%



Public Opinion Research Laboratory

Please tell me if you support the following health services being available in Putnam County MIDDLE schools:





Public Opinion Research Laboratory

Q15. What is your age group?

	n=306
18-24	9.7%
25-34	13.7%
35-44	13.8%
45-54	16.9%
55-64	19.1%
65+	26.9%
Refusal	-

Q17. What is your racial or ethnic background?

	n=301
Caucasian/White	71.8%
African American/Black	16.4%
American Indian or Alaskan Native	0.3%
Latino or Hispanic	9.5%
Asian	0.6%
Other	1.4%

Q18. Are you married, living with a partner, widowed, divorced, separated, or have you never been married?

	n=306
Married	43.9%
Living with a partner	7.7%
Widowed	9.5%
Divorced	15.5%
Separated	3.9%
Never been married	18.2%
Other	0.5%
Refusal	0.7%

Q19. What is the highest grade in school or year of college you have completed?

	n=306
Grade school	6.6%
High school graduate	42.9%
Some college	38.0%
College graduate	8.5%
Post graduate degree	4.0%
Refusal	-

Q20. With which religious group do you most closely identify?

	n=306
Protestant	59.5%
Catholic	16.2%
Jewish	-
Other	6.2%
None	16.1%
Don't Know	1.5%
Refusal	0.7%

Q21. Regarding politics, do you consider yourself a Republican, a Democrat, an Independent, or something else (includes leaners)?

	n=306
Republican	45.7%
Democrat	29.3%
Independent/Other	19.2%
Don't Know	2.1%
Refusal	3.7%

LLCELL. Are we reaching you on a landline or cell phone?

	n=306
Landline	17.8%
Cell phone	82.2%
Don't Know	-
Refusal	-

Q22. Respondent gender (interviewer-determined)

	n=306
Male	49.2%
Female	50.8%



UNF Public Opinion Research Laboratory

SURVEY INSTRUMENT

Putnam County Public Schools Sexuality Education and Sexual Health Services in
the Public Schools

Introduction Hello, my name is _____, and I am calling from the University of North Florida. How are you this evening? This is not a sales call. We're calling residents in Florida to ask them some questions about health education. May I speak to someone who is 18 years of age or older for a few minutes?

- S1. Are you a resident of Putnam County Florida?
1. Yes
 2. No [End Survey]

Consent:

Thank you for your time. This survey should take about 10 minutes to complete, your identity is unknown, your responses are completely anonymous and your participation is voluntary. You may terminate the call at any time and if you cannot safely complete this call, then please discontinue. If there are any questions you do not wish to answer, please let me know, and we will move on to the next one.

- Q1. Are you the caregiver (parent/guardian) to a school aged child 18 years old or younger? [School aged is K-12]
1. Yes
 2. No (Skip to #4b)
 8. Don't Know (Skip to #4b) [VOLUNTEER]
 9. Refusal (Skip to #4b) [VOLUNTEER]

- Q2. What grade is/are your school aged children in? (Select all that apply)
1. Elementary school (K-5)
 2. Middle school (6-8)
 3. High school (9-12)
 4. Other (Specify):
 8. Don't Know
 9. Refusal

- Q3. Is your school aged child/children enrolled in public school, private school or home schooled?
1. Public School (include charter schools)
 2. Private School
 3. Home Schooled (Skip to #4b)
 4. Private and Public [VOLUNTEER]
 5. Other (Specify) [VOLUNTEER]:
 8. Don't Know [VOLUNTEER]
 9. Refusal [VOLUNTEER]

- Q4a. Would you allow your child/children to participate in grade level appropriate sexuality education at his or her school?
1. Yes (skip to Q5)
 2. No (skip to Q5)
 8. Don't Know [VOLUNTEER] (skip to Q5)
 9. Refusal [VOLUNTEER] (skip to Q5)



UNF Public Opinion Research Laboratory

Q4b. If you had a child in school, would you allow him/her to participate in grade level appropriate sexuality education at his or her school?

1. Yes
2. No
8. Don't Know [VOLUNTEER]
9. Refusal [VOLUNTEER]

Q5. What percent of HIGH School (9-12th grade) students in **Putnam** County do you think have had sexual intercourse?

Open Ended 0-100

Q5DKREF

8. Don't Know [VOLUNTEER]
9. Refusal [VOLUNTEER]

Q6. What percent of MIDDLE School (6-8th grade) students in **Putnam** County do you think have had sexual intercourse?

Open Ended 0-100

Q6DKREF

8. Don't Know [VOLUNTEER]
9. Refusal [VOLUNTEER]

Q7. Do you know if sexuality education is taught in **Putnam** County Public Schools?

1. Yes, it is taught
2. No, it is not taught
8. Don't Know [VOLUNTEER]
9. Refusal [VOLUNTEER]

Q8. How important do you think it is to have sexuality education as part of the HIGH school curriculum?

1. Very important
2. Somewhat important
3. Not too important
4. Not important at all
8. Don't Know [VOLUNTEER]
9. Refusal [VOLUNTEER]

Q9. How important do you think it is to have sexuality education as part of the MIDDLE school curriculum?

1. Very important
2. Somewhat important
3. Not too important
4. Not important at all
8. Don't Know [VOLUNTEER]
9. Refusal [VOLUNTEER]

Q10. Please tell me which of the following statements comes closest to the way you feel about sexuality education in public schools.

[IF ASKED: Abstinence means not engaging in behavior that may expose an individual to HIV, sexually transmitted diseases or result in unwanted pregnancy.]

1. Students should NOT be taught sexuality education in school.
2. Schools should ONLY promote abstinence and NOT teach young people about birth control and safer sex practices.
3. Schools should promote abstinence AND teach young people about birth control and safer sex practices.
8. Don't Know [VOLUNTEER]
9. Refusal [VOLUNTEER]

Please tell me if you support or oppose children learning about each of the following topics in HIGH school.

Q11a. How to deal with pressure to have sex

1. Strongly support
2. Somewhat support
3. Somewhat oppose
4. Strongly oppose
8. Don't Know [VOLUNTEER]
9. Refusal [VOLUNTEER]

Q11b. How to talk with parents about sex and relationships

1. Strongly support
2. Somewhat support
3. Somewhat oppose
4. Strongly oppose
8. Don't Know [VOLUNTEER]
9. Refusal [VOLUNTEER]

Q11c. Human anatomy and reproduction

1. Strongly support
2. Somewhat support
3. Somewhat oppose
4. Strongly oppose
8. Don't Know [VOLUNTEER]
9. Refusal [VOLUNTEER]

11d. HIV and sexually transmitted diseases

1. Strongly support
2. Somewhat support
3. Somewhat oppose
4. Strongly oppose
8. Don't Know [VOLUNTEER]
9. Refusal [VOLUNTEER]

Q11e. Abstinence from sexual activity

[IF ASKED: Abstinence means not engaging in behavior that may expose an individual to HIV, sexually transmitted diseases or result in unwanted pregnancy.]

1. Strongly support
2. Somewhat support
3. Somewhat oppose
4. Strongly oppose
8. Don't Know [VOLUNTEER]
9. Refusal [VOLUNTEER]

11f. Birth control methods

1. Strongly support
2. Somewhat support
3. Somewhat oppose
4. Strongly oppose
8. Don't Know [VOLUNTEER]
9. Refusal [VOLUNTEER]

11g. Condom use

1. Strongly support
2. Somewhat support
3. Somewhat oppose
4. Strongly oppose
8. Don't Know [VOLUNTEER]
9. Refusal [VOLUNTEER]

11h. Gender and sexual orientation

1. Strongly support
2. Somewhat support
3. Somewhat oppose
4. Strongly oppose
8. Don't Know [VOLUNTEER]
9. Refusal [VOLUNTEER]

Please tell me if you support or oppose children learning about each of the following topics in MIDDLE school.

12a. How to deal with pressure to have sex

1. Strongly support
2. Somewhat support
3. Somewhat oppose
4. Strongly oppose
8. Don't Know [VOLUNTEER]
9. Refusal [VOLUNTEER]

12b. How to talk with parents about sex and relationships

1. Strongly support
2. Somewhat support
3. Somewhat oppose
4. Strongly oppose
8. Don't Know [VOLUNTEER]
9. Refusal [VOLUNTEER]

12c. Human anatomy and reproduction

1. Strongly support
2. Somewhat support
3. Somewhat oppose
4. Strongly oppose
8. Don't Know [VOLUNTEER]
9. Refusal [VOLUNTEER]

12d. HIV and sexually transmitted diseases

1. Strongly support
2. Somewhat support
3. Somewhat oppose
4. Strongly oppose
8. Don't Know [VOLUNTEER]
9. Refusal [VOLUNTEER]

12e. Abstinence from sexual activity

[IF ASKED: Abstinence means not engaging in behavior that may expose an individual to HIV, sexually transmitted diseases or result in unwanted pregnancy.]

1. Strongly support
2. Somewhat support
3. Somewhat oppose
4. Strongly oppose
8. Don't Know [VOLUNTEER]
9. Refusal [VOLUNTEER]

12f. Birth control methods

1. Strongly support
2. Somewhat support
3. Somewhat oppose
4. Strongly oppose
8. Don't Know [VOLUNTEER]
9. Refusal [VOLUNTEER]

12g. Condom use

1. Strongly support
2. Somewhat support
3. Somewhat oppose
4. Strongly oppose
8. Don't Know [VOLUNTEER]
9. Refusal [VOLUNTEER]

12h. Gender and sexual orientation

1. Strongly support
2. Somewhat support
3. Somewhat oppose
4. Strongly oppose
8. Don't Know [VOLUNTEER]
9. Refusal [VOLUNTEER]



UNF Public Opinion Research Laboratory

Please tell me if you support or oppose the following health services being available in HIGH school.

13a. Testing for STDs/HIV

1. Strongly support
2. Somewhat support
3. Somewhat oppose
4. Strongly oppose
8. Don't Know [VOLUNTEER]
9. Refusal [VOLUNTEER]

13b. Treatment for STDs/HIV

1. Strongly support
2. Somewhat support
3. Somewhat oppose
4. Strongly oppose
8. Don't Know [VOLUNTEER]
9. Refusal [VOLUNTEER]

13c. Pregnancy Testing

1. Strongly support
2. Somewhat support
3. Somewhat oppose
4. Strongly oppose
8. Don't Know [VOLUNTEER]
9. Refusal [VOLUNTEER]

13d. Providing condoms

1. Strongly support
2. Somewhat support
3. Somewhat oppose
4. Strongly oppose
8. Don't Know [VOLUNTEER]
9. Refusal [VOLUNTEER]

Please tell me if you support or oppose the following health services being available in MIDDLE school.

14a. Testing for STDs/HIV

1. Strongly support
2. Somewhat support
3. Somewhat oppose
4. Strongly oppose
8. Don't Know [VOLUNTEER]
9. Refusal [VOLUNTEER]



UNF Public Opinion Research Laboratory

14b. Treatment for STDs/HIV

1. Strongly support
2. Somewhat support
3. Somewhat oppose
4. Strongly oppose
8. Don't Know [VOLUNTEER]
9. Refusal [VOLUNTEER]

14c. Pregnancy testing

1. Strongly support
2. Somewhat support
3. Somewhat oppose
4. Strongly oppose
8. Don't Know [VOLUNTEER]
9. Refusal [VOLUNTEER]

14d. Providing condoms

1. Strongly support
2. Somewhat support
3. Somewhat oppose
4. Strongly oppose
8. Don't Know [VOLUNTEER]
9. Refusal [VOLUNTEER]

Q15. What is your age group?

1. 18-24
2. 25-34
3. 35-44
4. 45-54
5. 55-64
6. 65 and above
9. Refusal [VOLUNTEER]

Q16. Are you of Latino or Hispanic ethnic background?

1. Yes (Skip to Q18)
2. No
8. Don't Know [VOLUNTEER]
9. Refusal [VOLUNTEER]

Q17. What is your racial or ethnic background?

1. Caucasian/White
2. African American/Black
3. American Indian or Alaska Native
4. Asian
5. Other (Specify)
8. Don't Know [VOLUNTEER]
9. Refusal [VOLUNTEER]

Q18. Are you married, living with a partner, widowed, divorced, separated, or have you never been married?

1. Married
2. Living with a partner
3. Widowed
4. Divorced
5. Separated
6. Never been married
7. Other (Specify):
9. Refusal [VOLUNTEER]

Q19. What is the highest grade in school or year of college you have completed?

1. Grade school
2. High school graduate
3. Some college
4. College graduate
5. Post graduate degree
9. Refusal [VOLUNTEER]

Q20. With which religious group do you most closely identify?

1. Protestant
2. Catholic
3. Jewish
4. Other (Specify):
5. None
6. Don't Know [VOLUNTEER]
7. Refusal [VOLUNTEER]

Q21. Regarding politics, do you consider yourself a Republican, a Democrat, an Independent, or something else?

1. Republican (Skip to LLCELL)
2. Democrat (Skip to LLCELL)
3. Independent
4. Other (Specify):
5. None
8. Don't Know [VOLUNTEER]
9. Refusal [VOLUNTEER] (Skip to LLCELL)

Q21a. Do you lean more towards the Democratic Party or the Republican Party?

1. Democrat
2. Republican
3. Neither
8. Don't Know [VOLUNTEER]
9. Refusal [VOLUNTEER]

LLCELL. Are we reaching you on a landline or cellphone?

1. Landline
2. Cellphone
8. Don't Know
9. Refusal



UNF Public Opinion Research Laboratory

Q22. Respondent Sex (interviewer-determined)

1. Male
2. Female

Thank you for taking the time to complete this survey. As mentioned, this survey is being conducted by the Public Opinion Research Laboratory at the University of North Florida. If you have any questions regarding this survey or the rights of research subjects, please contact the Principal Investigator, Dr. Michael Binder, Director of the Public Opinion Research Laboratory at (904) 620-1205, or Dr. Jennifer Wesley, Chair of the Institutional Review Board at the University of North Florida at (904) 620-1685.